

E-invoice Submission to Singapore Government Agencies via InvoiceNow

Learn how to submit e-invoices to Singapore government agencies
via InvoiceNow

Background

- Infocomm Media Development Authority (IMDA) launched the Nationwide E-invoicing Network, now called InvoiceNow, in Singapore in January 2019 to digitalise the economy and attain the benefits that e-invoicing brings to enterprises, including efficiency improvement, cost reduction and faster payment cycles.
- The network is an extension of the Peppol Network. Enterprises connected to the network can transact internationally with other connected enterprises, enabling business process interoperability where business documents can be exchanged automatically without manual intervention.
- To find out more about InvoiceNow or how to connect to the network, you may visit IMDA's website at www.imda.gov.sg/invoicenow.
 - Note: This network is only applicable for enterprises registered with a Unique Entity Number (UEN).
- **This guide sets out the requirements for e-invoice submission to Singapore Government agencies via the InvoiceNow, which is the Government's preferred channel for receiving invoices.**

Requirements

To submit e-invoices to Singapore government agencies via InvoiceNow, vendors would have to comply with the following requirements:

- 1) Have a Corppass account at Corppass portal (corppass.gov.sg)**
 - To find out how to register for a Corppass account and set up the Vendors@Gov e-service at the Corppass portal, please refer to this [guide](#).

- 2) Have an “Approved” vendor record at Vendors@Gov (vendors.gov.sg)**
 1. Before submitting e-invoices to Singapore government agencies via the network, vendors would first need to create a vendor record at Vendors@Gov. Vendors can log into Vendors@Gov using CorpPass.
 2. The vendor record has to be of “Approved” status before e-invoice submission.
 3. Payment will be made based on the bank details provided in the vendor record
 4. To find out how to login at Vendors@Gov, please refer to this [guide](#).
 5. To find out how to create a vendor record, please refer to this [guide](#).

- 3) Ensure that e-invoices are submitted based on the e-invoice requirements of Singapore government agencies, as stated in Pages 4 to 12.**
 1. Note: If you have submitted an e-invoice via InvoiceNow, there is no need to submit the e-invoice again via Vendors@Gov.

If there is non-compliance with the above requirements, the e-invoice will be rejected and you will be notified via email based on the email address in your vendor record or provided in your InvoiceNow invoice, if you have not created a vendor record.

Requirements: E-invoices to Singapore Government Agencies

Peppol Network Endpoint ID

When submitting e-invoices to Singapore Government Agencies via InvoiceNow, please send the e-invoices to the Endpoint ID of the Accountant-General's Department.

The Endpoint ID of the Accountant-General's Department is:

0195:SGUENT08GA0028A

The Accountant-General's Department is the central recipient for all e-invoices submitted to Singapore Government Agencies. The Accountant-General's Department will subsequently send the e-invoices to the respective Singapore Government Agencies for processing.

Requirements: E-invoices to Singapore Government Agencies

This section details the corresponding Peppol e-invoice field for each Singapore government invoice field, as well as their requirements. For an overview of a standard Singapore government tax invoice, please refer [here](#).

Peppol is a common standard for general use. To meet specific needs of the Singapore government, additional requirements are necessary to smoothen e-invoice and payment processing, as stated out in Pages 5 to 12.

Mapping of the fields captured in your system against the Peppol e-invoice fields will be handled by the Access Point provider that you or your solution providers engage. All Access Point providers have been advised on the requirements.

Acceptable characters: American Standard Code for Information Interchange (“ASCII”) table, Codes 32 – 127, unless otherwise stated.

- If otherwise stated, it would be the following **limited set of acceptable characters:** Codes 33, 36, 40 – 42, 44 – 59, 61, and 64 – 126.

Singapore Govt Invoice Field	Peppol E-Invoice Field	Requirements	Mandatory for Govt? (Y/N)	Mandatory in Peppol? (Y/N)
Business Unit	cbc:BuyerReference	The Business Unit, which is a maximum 5-character code, must be based on this list . To know which Business Unit to indicate, please enquire with your client agency.	Y	N
Attention To	cac:AccountingCustomerParty\cac:Party\cac:Contact\cbc:Name	Maximum 20 characters. Limited set of acceptable characters.	Y	N
Invoice Number	cbc:ID	Maximum 30 characters. Cannot contain space. Limited set of acceptable characters.	Y	Y

Requirements: E-invoices to Singapore Government Agencies

(Cont'd)

Singapore Govt Invoice Field	Peppol E-Invoice Field	Requirements	Mandatory for Govt? (Y/N)	Mandatory in Peppol? (Y/N)
Invoice Date	cac:IssueDate	Cannot be backdated by more than 7 calendar days or forward-dated.	Y	Y
Vendor ID	cac:AccountingSupplierParty/cac:Party/cac:PartyIdentification/cbc:ID	Based on the vendor record created at Vendors@Gov. Vendor status must be "Approved". If you have multiple Vendor IDs, they must be tagged to your Corppass Entity ID ¹ .	Y	N
Email Address	cac:AccountingSupplierParty\cac:Party\cac:Contact\cbc:ElectronicMail	If you do not have a registered vendor record, your e-invoice will be rejected and a notification will be sent to this email.	Y	N
Invoicing Instruction ID/Purchase Order ID	cac:OrderReference\cbc:ID	To find out whether you need to bill against an Invoicing Instruction(II) / Purchase Order(PO), please enquire with your client agency. If there is no II/PO, please omit this field in the invoice.	N	N
Payment Terms	cac:PaymentTerms\cbc:Note	Based on the agreed payment terms with your client agency. Refer to this list of acceptable payment terms.	Y	N

¹Please submit a ticket at [AGD Helpdesk](#) for tagging to be done.

Requirements: E-invoices to Singapore Government Agencies

(Cont'd)

Singapore Govt Invoice Field	Peppol E-Invoice Field	Requirements	Mandatory for Govt? (Y/N)	Mandatory in Peppol? (Y/N)
Currency	cbc:DocumentCurrency Code	Refer to this list of acceptable currencies.	Y	Y
Invoice Description	cbc:Note	Maximum 254 characters.	Y	N
Related Invoice ID	cac:BillingReference \cac:InvoiceDocument Reference\cbc:ID	*Mandatory for credit notes – To indicate e-invoice which credit note is meant to offset. Maximum 30 characters. Cannot contain space. Limited set of acceptable characters.	N*	N
Remit To Vendor ID *Mutually exclusive with Factoring Company	cac:PayeeParty \cac:PartyIdentification \cbc:ID	Applicable only to vendors with multiple vendor IDs who wish to receive payment in the bank account registered with another Vendor ID. To indicate the Vendor ID for the receiving bank account. Your Remit To Vendor ID must also be tagged to your Invoicing Vendor ID ¹ .	N	N

¹Please submit a ticket at [AGD Helpdesk](#) for tagging to be done.

Requirements: E-invoices to Singapore Government Agencies

(Cont'd)

Singapore Govt Invoice Field	Peppol E-Invoice Field	Requirements	Mandatory for Govt? (Y/N)	Mandatory in Peppol? (Y/N)
Factoring Company *Mutually exclusive with Remit To Vendor ID	cac:PayeeParty \cac:PartyIdentification\cbc:ID	<p>To indicate the Vendor ID of your Factoring Company. To find out the Vendor ID of your Factoring Company, please enquire with your Factoring Company. If you wish to add a Factoring Company to the list, please submit a ticket at AGD Helpdesk, before you submit the factored invoice.</p> <p>Before submitting an e-invoice with a factoring arrangement, please inform your client agency.</p> <p>If your e-invoice is factored, do indicate the invoice code as "393" in cbc:InvoiceTypeCode.</p>	N	N
Sub Total (Excluding GST)	cac:LegalMonetaryTotal\cbc:TaxExclusiveAmount	Gross amount should be equal to the sum of the invoice line amounts. Prepaid amount and payable rounding amount are not acceptable.	Y	Y

Requirements: E-invoices to Singapore Government Agencies

(Cont'd)

Singapore Govt Invoice Field	Peppol E-Invoice Field	Requirements	Mandatory for Govt? (Y/N)	Mandatory in Peppol? (Y/N)
Total GST Amount	cac:TaxTotal\cbc:TaxAmount	If the e-invoice contains GST Amount, the GST registration of your vendor record created at Vendors@Gov should be "Yes".	Y	Y
Total Freight Amount	cac:AllowanceCharge\cbc:Amount	<p>The only allowable charge is Freight. If you need to bill for other charges/allowances, please indicate them as individual e-invoice line items instead of under the charge/allowance segment of the Peppol e-invoice.</p> <p>Freight can only be billed as a charge at the invoice header level, and not the invoice line level.</p>	N	N

Requirements: E-invoices to Singapore Government Agencies

(Cont'd)

Singapore Govt Invoice Field	Peppol E-Invoice Field	Requirements	Mandatory for Govt? (Y/N)	Mandatory in Peppol? (Y/N)
Invoice Line Number	<p>For e-invoices <u>not</u> billed against Invoicing Instruction/ Purchase Order: cac:InvoiceLine\cbc:ID OR cac:CreditNoteLine\cbc:ID (for credit notes)</p> <p>If e-invoices billed against Invoicing Instruction/ Purchase Order: cac:OrderLineReference\cbc:LineID</p>	<p>For e-invoices billed against Invoicing Instruction(II) / Purchase Order(PO), the Line Number of the II/PO should be captured in the e-invoice and sent using the OrderLineReference field.</p> <p>Maximum 5 characters.</p>	Y	<p>Y- cac:InvoiceLine\cbc:ID OR cac:CreditNoteLine\cbc:ID</p> <p>N- cac:InvoiceLine\cac:OrderLineReference\cbc:LineID</p>
Invoice Line Description	cac:InvoiceLine\cac:Item\cbc:Name	<p>For e-invoices billed against Invoicing Instruction(II) / Purchase Order(PO), the Invoice Line Description should match the line description of the II/PO.</p> <p>Maximum 254 characters.</p>	Y	Y

Requirements: E-invoices to Singapore Government Agencies

(Cont'd)




Singapore Govt Invoice Field	Peppol E-Invoice Field	Requirements	Mandatory for Govt? (Y/N)	Mandatory in Peppol? (Y/N)
Unit Price for Invoice Line	cac:InvoiceLine\cac:Price\cbc:PriceAmount	For e-invoices billed against Invoicing Instruction(II) / Purchase Order(PO) <u>and</u> are billing for <u>services</u> , the Unit Price and Quantity should swop. This means Unit Price would be 1 and Quantity would be the value of the Unit Price.	Y	Y
Quantity for Invoice Line	cac:InvoiceLine\cbc:Invoiced Quantity OR cac:InvoiceLine\cbc:Credited Quantity		Y	Y
Invoice Line Amount (Excludes GST)	cac:InvoiceLine\cbc:LineExtensionAmount	Sum of Invoice Line Amounts must be equal to Invoice Total Amount. All Invoice Line Amounts must be of the same currency.	Y	Y

Requirements: E-invoices to Singapore Government Agencies

(Cont'd)

Singapore Govt Invoice Field	Peppol E-Invoice Field	Requirements	Mandatory for Govt? (Y/N)	Mandatory in Peppol? (Y/N)
Invoice Line GST Treatment	cac:InvoiceLine\cac:Item\cac:ClassifiedTaxCategory\cbc:ID	<p>For customer accounting, all invoice lines must have the same treatment. Invoices for items subject to customer accounting should be separately submitted from invoices for standard-rated and zero-rated items.</p> <p>For details on customer accounting, you may refer to the IRAS e-Tax Guide on "GST: Customer Accounting for Prescribed Goods".</p>	Y	Y
Attachment File Name	cac:AdditionalDocumentReference\cac:Attachment\@filename	-	N	N
Attachment Document	cbc:EmbeddedDocumentBinaryObject	<p>Only 1 attachment is allowed per e-invoice. Acceptable formats: JPEG, PDF, and PNG Maximum file size: 1 MB</p>	N	N

Process flow of e-Invoices from InvoiceNow

1		<ul style="list-style-type: none"> • Invoices are sent from vendor’s Access Point through the InvoiceNow network to AGD’s Access Point
2		<ul style="list-style-type: none"> • AGD’s Access Point will perform validation checks to ensure invoices comply with the technical requirements stated out in this guide (e.g. no missing fields, no special characters, etc.) • Invoices that fail these checks will be rejected and cannot be viewed on Vendors@Gov. • Rejection notification* to vendor will be triggered within 2 working days • A new invoice should be submitted, if necessary
3		<ul style="list-style-type: none"> • Invoices that pass validation checks with AGD’s Access Point will be loaded to Vendors@Gov within 1 working day • Vendors@Gov will perform validation checks to ensure invoices comply with the business requirements stated out in this guide (e.g. vendor record is approved on Vendors@Gov, invoices not backdated more than 7 days, etc.) • Invoices that fail these checks will be rejected but can still be viewed on Vendors@Gov • Rejection notification* to vendor will be triggered within 2 working days • Rejected invoice can be edited and resubmitted on Vendors@Gov or new invoice can be submitted via InvoiceNow, if necessary
4	<p>Client Agency</p>	<ul style="list-style-type: none"> • Invoices that pass validation checks on Vendors@Gov will be sent to the relevant government agencies for processing • Invoices may be rejected by agencies, depending on each agency’s requirements • Rejection notification* to vendor would be triggered within 2 working days • Rejected invoice can be edited and resubmitted on Vendors@Gov or new invoice can be submitted via InvoiceNow, if necessary

*Rejection notification will be sent to the email address registered in your vendor record. If you are not registered on Vendors@Gov, the notification will be sent to the email address indicated in your InvoiceNow invoice, if provided.

Managing E-invoices After Submission

E-invoices that are successfully received by the government's systems can be viewed, edited or deleted at Vendors@Gov.

View E-invoice

- E-invoices can be viewed at Vendors@Gov for 180 days from the date of the e-invoice.
- You may also monitor the e-invoice status at Vendors@Gov.

Edit/Delete E-invoice

- E-invoices can be edited/deleted at Vendors@Gov on the same day of submission before 7pm.
- Once the e-invoice status changes to "Processing", "Certified", "Approved", "Paid" or "Rejected", it cannot be edited/deleted.

To find out how to view, edit or delete e-invoices at Vendors@Gov, please refer to this [guide](#).

For e-invoices that are not successfully received by the government's systems, you would receive an email notification the next working day, via the email address registered in your vendor record.

Note: While your Sender AP may have successfully sent an e-invoice to our Receiver AP, the e-invoice would only be successfully received by the government agency if it complies with all the requirements stated in this guide.

Receiving Payment for E-invoices

- Payment for e-invoices submitted to Singapore government agencies via the network will be made based on the bank details that you have registered with your vendor record at Vendor@Gov.
- You may view details of the paid e-invoice and payment at Vendors@Gov. To find out how to do so, please refer to this [guide](#).

Rejected E-invoices

- If your e-invoice has been rejected, you will receive an email notification to the email address registered in your vendor record. No payment will be made for rejected e-invoices.
- You may resubmit an amended invoice through the network. Please do not use the same Invoice Number and Invoice Date for the resubmission as the invoice will be treated as a duplicate and be rejected.
- Alternatively, you may edit and resubmit the rejected e-invoice at Vendors@Gov. To find out how to do so, please refer to this [guide](#).

Optional Testing with AGD

- As there are additional requirements (on top of the Peppol requirements) when sending invoices to Government agencies via InvoiceNow, AGD provides a testing service for vendors who wish to test that their InvoiceNow invoices are compliant with the Government requirements.
- Please refer to Pages 17 to 20 for the specific field requirements for test invoices
- **Important Notes:**
 - Testing is completely optional
 - There is no need to notify AGD or your client agency that you are sending test invoices
 - The process takes 7 to 10 working days
 - The test invoices are only validated against additional Government requirements and you will need to separately ensure that invoices are compliant with Peppol requirements
 - Testing process stops at [Stage 3 of Page 13](#) and test invoices are not distributed to agencies
 - Test invoices are processed in AGD's Testing Environment, which is inaccessible to the public
 - Test invoices cannot be found on Vendors@Gov and results of the testing will be provided via email based on the email address indicated in the test invoice
 - If you do not receive the test results after 7 working days, please confirm with your Access Point or Solution Provider if the test invoice has been sent before submitting a ticket at [AGD Helpdesk](#)
 - Do not use real, confidential, or sensitive information in the test invoices (e.g. in Invoice Descriptions, Line Item Descriptions etc.)
 - The Endpoint ID for sending test invoices to the Accountant-General's Department (AGD) is:

0195:SGTSTT08GA0028A

Optional Testing with AGD:

Specific field requirements

Singapore Govt Invoice Field	Peppol E-Invoice Field	Requirements
Business Unit	cbc:BuyerReference	'IMDA1'
Vendor ID	cac:AccountingSupplierParty/cac:Party/cac:PartyIdentification/cbc:ID	'53201802A' Do not use your actual Vendor ID
Email Address	cac:AccountingSupplierParty\cac:Party\cac:Contact\cbc:ElectronicMail	Email address which the results of the testing should be sent to
Invoicing Instruction ID / Purchase Order ID	cac:OrderReference\cbc:ID	'MDA000EPO21009234' <i>For testing invoices tagged to Invoicing Instruction(II) / Purchase Order(PO). If there is no II/PO, please omit this field in the invoice</i>
Payment Terms	cac:PaymentTerms\cbc:Note	When testing for invoices with Invoicing Instruction(II) / Purchase Order(PO), please ensure the details in the test invoices match exactly with the details in the Test II provided on Page 20 .
Currency	cbc:DocumentCurrencyCode	
Invoice Description	cbc:Note	

Optional Testing with AGD: Specific field requirements

(Cont'd)

Singapore Govt Invoice Field	Peppol E-Invoice Field	Requirements
Related Invoice ID	cac:BillingReference \cac:InvoiceDocumentReference\cbc:ID	<i>Mandatory field for testing credit notes</i> Please ensure that you have submitted a test invoice for the related invoice before submitting the test credit note
Remit To Vendor ID *Mutually exclusive with Factoring Company	cac:PayeeParty \cac:PartyIdentification\cbc:ID	'53201801A' <i>For testing by vendors with multiple Vendor IDs and when invoice is to be paid to the bank account registered under a different Vendor ID</i> If you only have one Vendor ID or when invoice is to be paid to the bank account registered under the Vendor ID used to submit the invoice, please omit this field in the invoice.
Factoring Company *Mutually exclusive with Remit To Vendor ID	cac:PayeeParty \cac:PartyIdentification\cbc:ID	'123456789A' <i>For testing of factored invoices, if necessary. Otherwise, please omit this field in the invoice.</i>

Optional Testing with AGD: Specific field requirements

(Cont'd)

Singapore Govt Invoice Field	Peppol E-Invoice Field	Requirements
Invoice Line Number	<p>For e-invoices <u>not</u> billed against Invoicing Instruction/ Purchase Order: cac:InvoiceLine\cbc:ID OR cac:CreditNoteLine\cbc:ID (for credit notes)</p> <p>If e-invoices billed against Invoicing Instruction/ Purchase Order: cac:OrderLineReference\cbc:LineID</p>	<p>When testing for invoices with Invoicing Instruction(II) / Purchase Order(PO), please ensure the details in the test invoices match exactly with the details in the Test II provided.</p> <p>Quantity billed should not exceed the maximum quantity provided in the Test II provided on Page 20.</p>
Invoice Line Description	cac:InvoiceLine\cac:Item\cbc:Name	
Unit Price for Invoice Line	cac:InvoiceLine\cac:Price\cbc:PriceAmount	
Quantity for Invoice Line	cac:InvoiceLine\cbc:InvoicedQuantity OR cac:InvoiceLine\cbc:CreditedQuantity	

Optional Testing with AGD: Test Invoicing Instruction Details

Field	Specific field requirements		
Invoicing Instruction ID	MDA000EPO21009234		
Business Unit	IMDA1		
Invoicing Instruction Description	NOTE: 1) Max 254 Characters for Invoice Remarks. 2) The AGD II/PO field uses the Peppol field "cac:OrderReference/cbc:ID". Ensure your customer enquires with their client agency to determine whether they need to bill against an II/PO		
Currency	SGD		
Payment Terms	30D		
Line Item Details			
Order Reference ID	Line Item Description	Maximum Billable Quantity	Unit Price
1	Blue Pen [Max 254 characters]	100	100.00
2	Red Pen [Max 254 characters]	100	100.00
3	Green Pen [Max 254 characters]	100	100.00

Annex: A Standard Singapore Government Invoice

Business Unit,
Used for routing of e-
invoices to your client
agencies

ID of your vendor
record at Vendors@Gov

Standard invoice
identifiers

Reference number of
the Invoicing
Instruction/Purchase
Order issued to you by
your client agency, if
any

Tax Invoice

AGC01 - Attorney-General's Chambers
GST Reg No: MG-8400000-5

Vendor ID : 53201802A
Invoice Date : 12/12/2019
Invoice No : caye-121219-04
Invoice Status : Submitted
Invoicing Instruction ID :
Description : iOS, sole prop, nric, non factoring 4

ABC Business
BLK 123 ABC BUILDING
XYZ STREET 99
#10-100
Singapore 100123

GST Reg No:

Attention To : abc
Credit Term : 30 Days
Related Invoice No :
Remit To : 53201801A

No.	Description	Quantity	Unit Price	Gross Amt (Ex. GST)	GST @ 0% (Zero-rated/GST-exempt)	Gross Amt (Inc. GST)
1	line1	1.0000	250,000.0000	250,000.00	0.00	250,000.00

Invoice Amount Summary

Currency : Singapore Dollar

Sub Total (Excluding GST) : 250,000.00

Total GST Payable : 0.00

Freight Amount : 0.00

Total Invoice Amount : 250,000.00

Name of the liaison officer at
your client agency

Invoice credit term

For credit notes,
Reference number of the e-
invoice that the credit note is
offsetting against

Only for vendors with more
than 1 registered bank
account/vendor record with
at Vendors@Gov,
To direct payments to other
bank accounts

*Not applicable if e-invoice is
assigned to a factoring
company

Acceptable Payment Terms

Payment Terms	Description
00	Due Immediately
7D	7 Days
8D	8 Days
10D	10 Days
14D	14 Days
15D	15 Days
16D	16 Days
21D	21 Days
28D	28 Days
30D	30 Days
40D	40 Days
45D	45 Days
50D	50 Days
60D	60 Days
90D	90 Days

Acceptable Currencies

Currency	Description
AED	United Arab Emirates Dirham
AUD	Australian Dollar
BND	Brunei Dollar
CAD	Canadian Dollar
CHF	Swiss Franc
CNH	Chinese Renminbi
DKK	Danish Krone
EUR	Euro
GBP	Sterling Pound
HKD	Hong Kong Dollar
IDR	Indonesian Rupiah
ILS	Israel Shekel
INR	Indian Rupee
JPY	Japanese Yen
KRW	Korean Won
LKR	Sri Lanka Rupee
MYR	Malaysian Ringgit
NOK	Norwegian Krone
NZD	New Zealand Dollar

Currency	Description
PHP	Philippine Peso
PKR	Pakistan Rupee
SAR	Saudi Riyal
SEK	Swedish Krona
SGD	Singapore Dollar
THB	Thai Baht
TWD	Taiwan Dollar
USD	US Dollar
ZAR	South African Rand

- END -